



This is your school.  
You start here in September.  
We hope you are looking forward to  
making new friends and doing lots of  
exciting things.





**Miss Buckley**

Class Teacher,  
EYFS Lead



**Ms Hall**

Class Teacher,  
Forest School  
Lead



**Mrs Winchcombe**

LSA  
(First Aider)



**Mrs Were**

LSA  
(First Aider)

These are your teachers, every day you will be greeted by one of them. When they ask you to do things, you will try really hard to listen and do as they ask.



Some other adults we might meet:



**Mrs Kennedy**  
Headteacher



**Mr Neal**  
Deputy  
Headteacher &  
SENCO



**Mrs McPherson**  
Office Manager



**Miss Merry**  
Secretary



**Mrs Howard**  
Secretary



**Mrs Patrick**  
SENCO Assistant  
& Thrive  
practitioner



**Mrs Baptiste**  
FLO



**Mr Paul**  
Caretaker



This is your classroom. It's called Buttercup Class.


This is where we learn lots of new exciting things and meet new friends.



This is the cloakroom.  
Look out for your name on a peg!  
You will keep your coat and P.E. bag  
on this peg. If you have a lunchbox,  
it will live outside in the lunchbox  
trolley. Your wellies live on the  
welly rack outside the classroom.



Girls



Boys

These are the toilets, you can come here whenever you need to use them. Just let an adult know.

I'm sure you have been practising all Summer so you know how to use the toilet all by yourself.



This is the hall, you do P.E. in here,  
it is a nice space.  
If it's sunny we go outside onto the  
field.



In Term 2, you will come to Collective Worship on Monday's and Friday's. You will sit with the whole school, listen to a story, sing a song and say a prayer.



At lunchtime, you go to the hall. You choose your lunch or take in your packed lunch. You sit at a table with some friends where you can eat your lunch. A Year Six pupil is there to help you.

You try to eat as much of your lunch as you can and drink lots of water to keep your brain working.



This is the playground. You get to play and explore with all the lovely toys and equipment.

You play here after you have finished lunch. Year One play here too.



We have a breakfast club which runs every morning in the Studio. This is where you meet different friends from various year groups to start your day. Depending on the weather, you sometimes use the outside equipment after munching your breakfast.



Our helpers at breakfast club are:



**Mrs Winchcombe**



**Mrs Jeffries**



**Mrs Back**



**Miss Croucher**



We have our Wraparound after school club. This is filled with food and fun where you meet other friends from around the school.



Our helpers at Wraparound club are:



**Mrs Powis**



**Mrs Day**



**Miss Croucher**







Grapheme mat

Phase 2 and 3

S s ss	t tt	p pp	n nn	m mm	d dd	g gg	c k ck cc	r rr
h hh	b bb	f ff	l ll	j jj	v vv	w ww	x xx	y yy
z zz s	qu	ch	sh	th	ng	nk		






















ai	ee	igh	oa	oo	oo	ar
or	ur	er	ow	oi	ear	air

				
a	e	i	o	u

 Zoom off! Under the snake's chin down and round its tail. And flick!	 Zoom off! Around the helmet and down into space. And flick!	 Zoom off! Up to the tiger's nose, then back down to it's feet, back up and across the tiger.	 Zoom off! Down the penguin's up and around its head. Flick!	 Zoom off! Up the iguana's belly, back down and dot it's eye.	 Zoom off! Up the stick, back down and over the net.	 Zoom off! Go down and up over the ears, then add a flick on nose.
 Zoom off! Round the duck's face, up, down and flick! Its head and down to tail.	 Zoom off! Round the giraffe's face, up and down, loop around.	 Zoom off! All around the octopus and flick!	 Zoom off! Carl around the cat!	 Zoom off! Up the kite, down and loop around, then flick!	 Zoom off! Around the elephants trunk!	 Zoom off! Down and around the umbrella, back down. Flick!
 Zoom off! Up to the clouds, down back up and across the rainbow.	 Zoom off! Up to the top of the helicopter, down and over.	 Zoom off! Up to the top of the bear, down and around it's	 Zoom off! Up the flamingo's neck, back down and loop all the way to its foot, then across its wings.	 Zoom off! All the way up the lollipop, down and flick.	 Zoom off! Up the physfish back down and loop across.	 Zoom off! Up the volcano, down and up the volcano. Flick!
 Zoom off! From the top of the wave, then up. Flick.	 Zoom off! Down to the bottom then across. Down and around the top.	 Zoom off! Start at the top then across. Down and around again.	 Zoom off! Zip across, zag down and across the zebra.	 Zoom off! Around the Queen's face, up and back round. Flick!		

The sounds we will learn in Buttercup Class and how we will write them.



 <b>0</b> zero	 <b>1</b> one	 <b>2</b> two	 <b>3</b> three	 <b>4</b> four	 <b>5</b> five
 <b>6</b> six	 <b>7</b> seven	 <b>8</b> eight	 <b>9</b> nine	 <b>10</b> ten	 <b>11</b> eleven
 <b>12</b> twelve	 <b>13</b> thirteen	 <b>14</b> fourteen	 <b>15</b> fifteen	 <b>16</b> sixteen	 <b>17</b> seventeen
 <b>18</b> eighteen	 <b>19</b> nineteen	 <b>20</b> twenty			

These are the numbers we will work with in Buttercup Class.



is	the	his	has	push	he
I	put	her	no	of	we
pull	full	go	to	me	be
as	and	into	she		

These will be the tricky words we learn in Buttercup Class.



Do you know these  
Nursery Rhymes?



**Twinkle  
Twinkle Little  
Star**



**Incy Wincy  
Spider**



**Hey Diddle  
Diddle**

**Baa Baa  
Black Sheep**



**Humpty  
Dumpty**



**Five Little  
Ducks**

