



Financial Benchmarking and Insights Tool

St Nicholas At Wade Church of England
Primary School

Spending priorities for this school

This school's data covers the financial year April 2023 to March 2024 consistent financial reporting return (CFR).

[We've chosen 2 sets of similar schools \(/school/118698/comparators\)](/school/118698/comparators) to benchmark this school's spending against.

[Create or save your own set of schools to benchmark against \(/school/118698/comparators/create\)](/school/118698/comparators/create)

[Change the data for this school \(/school/118698/custom-data\)](/school/118698/custom-data)

Priority cost categories

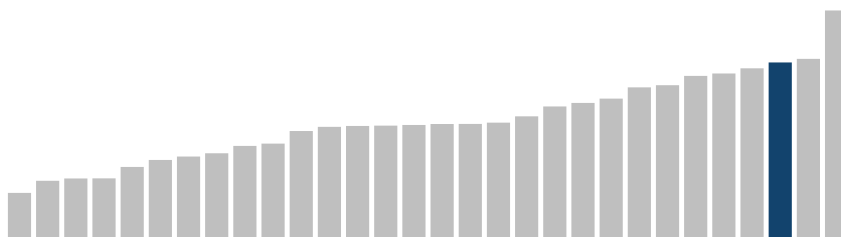
This shows where spending is different to similar schools.

[View more details on cost categories \(opens in new tab\) \(https://financial-benchmarking-and-insights-tool.education.gov.uk/guidance/cost-categories\)](https://financial-benchmarking-and-insights-tool.education.gov.uk/guidance/cost-categories)

Educational supplies

High priority

Spending is higher than **93.3%** of similar schools.



Find ways to spend less

[Books for schools \(https://find-dfe-approved-framework.service.gov.uk/ist/books-for-schools\)](https://find-dfe-approved-framework.service.gov.uk/ist/books-for-schools)

This school spends
£400
per pupil

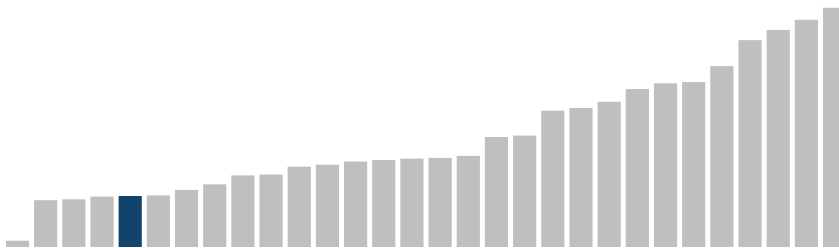
Similar schools spend
£256
per pupil, on average

This school spends
£144 (56.0 %)
more per pupil

[View all educational supplies costs \(/school/118698/comparison#educational-supplies\)](/school/118698/comparison#educational-supplies). This includes examination fees and learning resources (not ICT equipment).

Educational ICT

High priority Spending is less than **83.3%** of similar schools.



This school spends
£29
per pupil

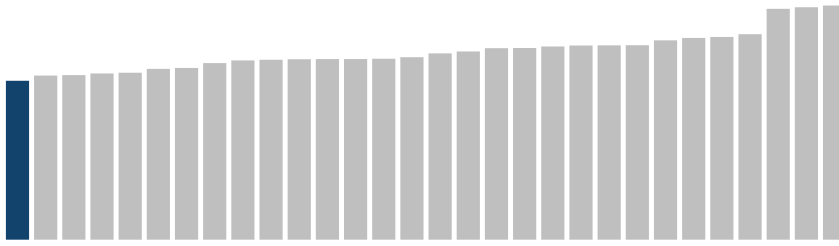
Similar schools spend
£52
per pupil, on average

This school spends
£23 (44.6%)
less per pupil

[View all educational ICT costs \(/school/118698/comparison#educational-ict\)](/school/118698/comparison#educational-ict). This includes ICT learning resources.

Teaching and Teaching support staff

High priority Spending is less than **96.7%** of similar schools.



This school spends
£3,586
 per pupil

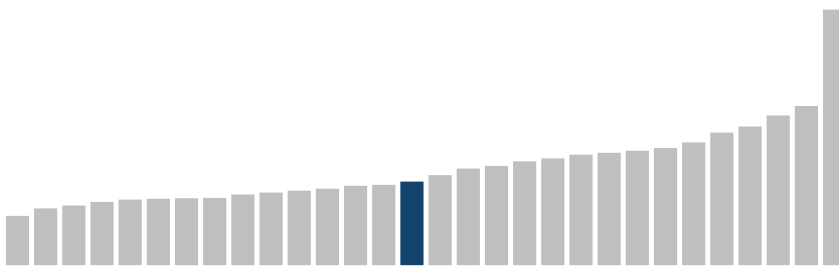
Similar schools spend
£4,175
 per pupil, on average

This school spends
£589 (14.1%)
less per pupil

[View all teaching and teaching support staff costs \(/school/118698/comparison#teaching-and-teaching-support-staff\)](/school/118698/comparison#teaching-and-teaching-support-staff). This includes teaching staff, supply teaching staff, agency supply teaching staff, education support staff and educational consultancy.

Premises staff and services

Medium priority	Spending is higher than 50% of similar schools.
-----------------	--



This school spends
£43
 per square metre

Similar schools spend
£45
 per square metre, on average

This school spends
£2 (3.9%)
less per square metre

Find ways to spend less

[Building cleaning \(https://find-dfe-approved-framework.service.gov.uk/ist/building-cleaning\)](https://find-dfe-approved-framework.service.gov.uk/ist/building-cleaning)

[Cleaning services \(https://find-dfe-approved-framework.service.gov.uk/ist/cleaning-services\)](https://find-dfe-approved-framework.service.gov.uk/ist/cleaning-services)

[Total cleaning service solutions \(https://find-dfe-approved-framework.service.gov.uk/ist/total-cleaning\)](https://find-dfe-approved-framework.service.gov.uk/ist/total-cleaning)

[View all premises staff and services costs \(/school/118698/comparison#premises-staff-and-services\)](/school/118698/comparison#premises-staff-and-services). This includes cleaning and caretaking, maintenance of premises, other occupation costs and premises staff.

[Facilities management and workplace services \(https://find-dfe-approved-framework.service.gov.uk/ist/fm-workplace-dps\)](https://find-dfe-approved-framework.service.gov.uk/ist/fm-workplace-dps)

[Internal fit-out and maintenance \(https://find-dfe-approved-framework.service.gov.uk/ist/internal-maintenance-ypo\)](https://find-dfe-approved-framework.service.gov.uk/ist/internal-maintenance-ypo)

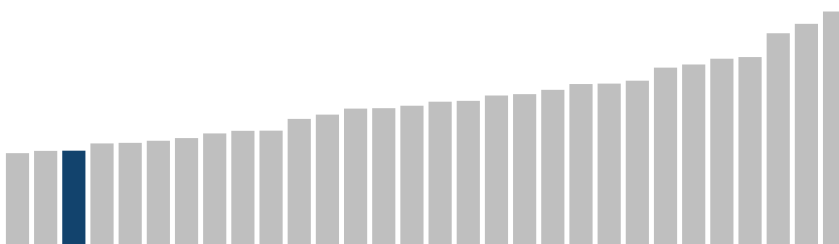
[Building in use - support services \(https://find-dfe-approved-framework.service.gov.uk/ist/fm-support-service\)](https://find-dfe-approved-framework.service.gov.uk/ist/fm-support-service)

Low priority cost categories

This shows where spending is close to similar schools.

Non-educational support staff

Low priority	Spending is higher than 10% of similar schools.
--------------	--



This school spends
£418
per pupil

Similar schools spend
£636
per pupil, on average

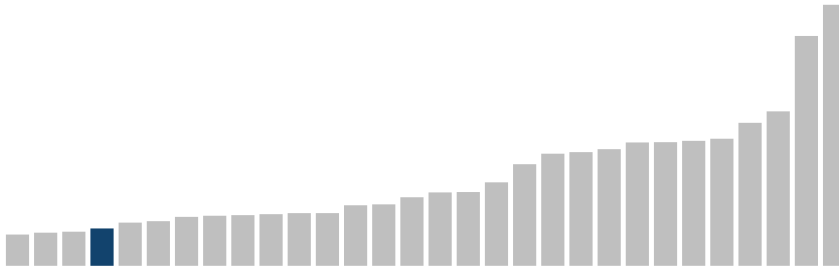
This school spends
£218 (34.2%)
less per pupil

[View all non-educational support staff and services costs \(/school/118698/comparison#non-educational-support-staff-and-services\)](/school/118698/comparison#non-educational-support-staff-and-services). This includes

administrative and clerical staff, auditor costs, other staff and professional services (non-curriculum).

Administrative supplies

Low priority Spending is higher than **13.3%** of similar schools.



This school spends
£23
per pupil

Similar schools spend
£46
per pupil, on average

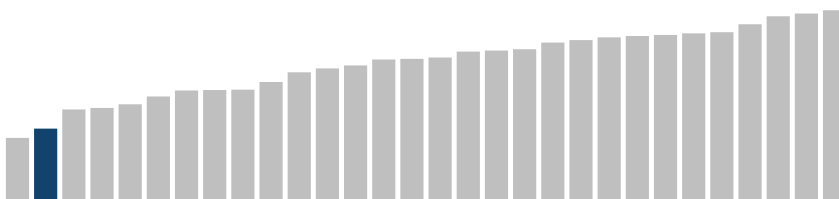
This school spends
£23 (50.3%)
less per pupil

[View all administrative supplies costs \(/school/118698/comparison#administrative-supplies\).](/school/118698/comparison#administrative-supplies)

This includes administrative supplies (non-educational).

Catering staff and supplies

Low priority Spending is higher than **6.7%** of similar schools.



This school spends

Similar schools

This school spends

£161

per pupil

spend**£324**per pupil, on
average**£163** (50.3

%)

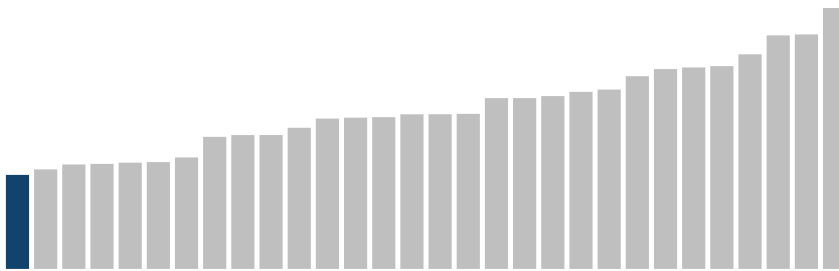
less per pupil

[View all catering staff and supplies costs \(/school/118698/comparison#catering-staff-and-supplies\)](/school/118698/comparison#catering-staff-and-supplies).

This includes catering staff and catering supplies.

Utilities

Low priority

Spending is higher than **3.3%** of similar schools.**This school
spends****£14**per square
metre**Similar
schools
spend****£23**per square
metre, on
average**This school
spends****£9** (40.3%)**less** per
square metre

[View all utilities costs \(/school/118698/comparison#utilities\)](/school/118698/comparison#utilities). This includes energy and water and sewerage.

OGL

All content is available under the Open Government Licence v3.0, except where otherwise stated

© Crown copyright