

Welcome to Year 3 – Willow Class





Willow Class Year 3



Our classroom is located in the new building



Year 3 Staff - Willow Class



Miss Jermy - Class Teacher



Mrs Palmer - Class Teacher



Mrs Redfern - Class LSA

Miss Jermy – Mon, Tues, Wed

Mrs Palmer – Thurs, Fri

Year 3 Timetable - Willow Class



St Nicholas at Wade C.E Primary School

Willow 3 Timetable 2025-26



	Monday	Tuesday	Wednesday	Thursday	Friday
8.35-8.45	EMW	EMW	EMW	EMW	EMW
8.50-9.10	Worship	Spelling / Phonics	Spelling / Phonics	Spelling / Phonics	Spelling / Phonics
9.10-9.30	Reading	Reading	Reading	Reading	Reading Library – 9:10-9:40
9.30-10.25	English	English	English	English	English
10.25 – 10.40	B	R	E	A	K
10.45 - 12.00	Maths	Maths	Maths Arithmetic	Music	Maths
					Online Safety
12.00-1.00	L	U	N	C	H
1.05-2.05	PE	PE	Connected Curriculum	Maths	RE
2.05 – 2.40	French	Connected Curriculum	PSHCE Heart smart	Computing	
2.50 – 3.10	Spelling / Phonics	Worship	Class Worship	Singing Worship	Celebration Worship

Drop off / Collection



Junior children walk themselves into the new building block and go into class. Please arrive as close as possible to the time of 8.35 to ensure your child is able to complete their 'Early Morning Work'

At home time, junior children wait with their teacher to be collected. Please come forward to collect your child. Once we have seen you, your child will be dismissed. Please bear with us in the early days while we get to know you all.



Lockers



Every child will be allocated a locker. In their small locker they will need to fit their coat, bag and PE kit. Many juniors bring a small bag with their lunch, reading book etc inside, rather than a separate lunch bag and book bag. Don't worry, the lockers do not have a lock and key!





Equipment



Stationary

We provide your child with a pencil case and the stationary they need for the school day

PE kit

Outdoor kit to include:

- White PE top or coloured house t-shirt
- Dark plain bottoms and jumper(they can wear school jumper)
- Trainers
- Waterproof coat



Home learning



Project Homework

Each term home learning projects will be set for your child to complete with your support. This will be closely linked to our current class topic. You don't need to use your homework book to record this anymore, simply bring it in to share.

Spelling - A set of spelling patterns will be taught each week in class. The assignment will be set on Spelling Shed, games will be set to play. New words will go live on the shed every Saturday. The children will take part in a mini test on the Friday of each week.

Maths – MyMaths homework will be set weekly to consolidate learning in class.

Times tables – In year 3 children need to learn 2s, 10s, 5s, 3s, 4s, 8s. Each child will get a Times table Rock Star account to help learn their tables.



Reading



Accelerated™
Reader

Individual Reading

In the Juniors we follow a different reading system called Accelerated Reader. Your child will be given a ZPD (which is like the colour band /level they used to have) They will choose a book from this range eg. 1.1-2.4 Parent's guide –

<https://help.renlearn.co.uk/AR/ARParentGuide>

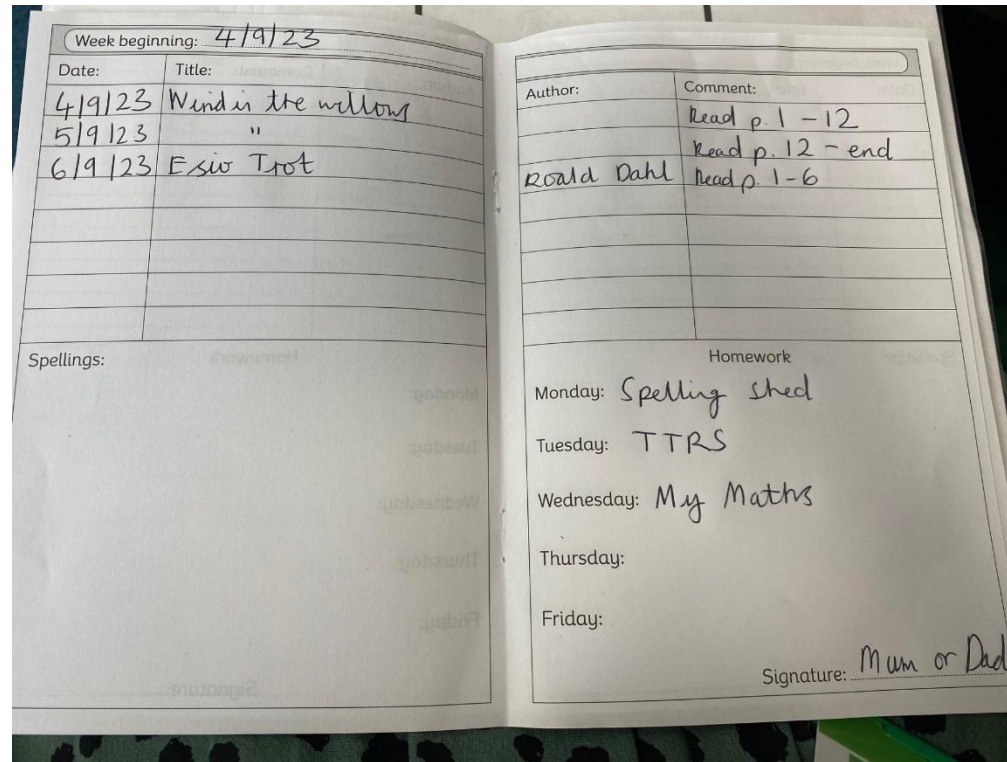
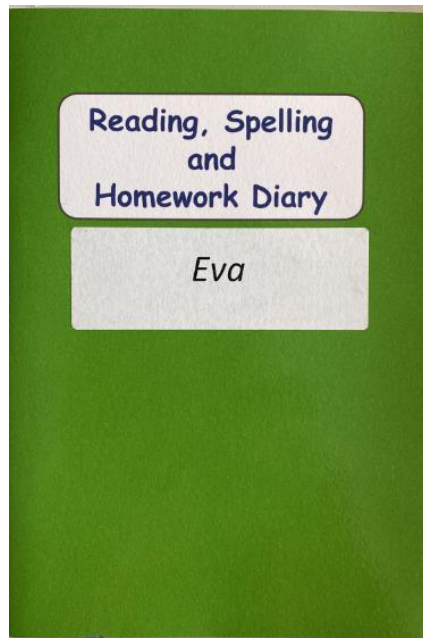
Once they've read the book, they return to school and take a short quiz to earn points. The focus now shifts to comprehension. The more they read the more points they receive. All junior children have green homework diaries. They are responsible for changing their own book whenever they need to. Most books on your shelf at home have a ZPD, books can be searched on. Accelerated Reader to find out their level. <https://www.arbookfind.co.uk/>

Whole Class Reading

Each term we will have a text that we all read together. Reading skills will be taught to the whole class using this book.

Homework Diaries

Please complete these on a daily/ weekly basis. You can do this yourself, or support your child to do it. They need to be signed by you every week.



Homework diaries will be checked weekly.

Reminders



Every day

- One small school bag *(children don't need a pencil case, all equipment is provided)*
- Water bottle *(named please)*
- Fruit snack *(you need to provide this now, fruit is only free for R, 1, 2)*
- Reading book and Homework Diary

Extras

- PE kit – Monday and Tuesday
(this can be left in their locker for the term if you wish)

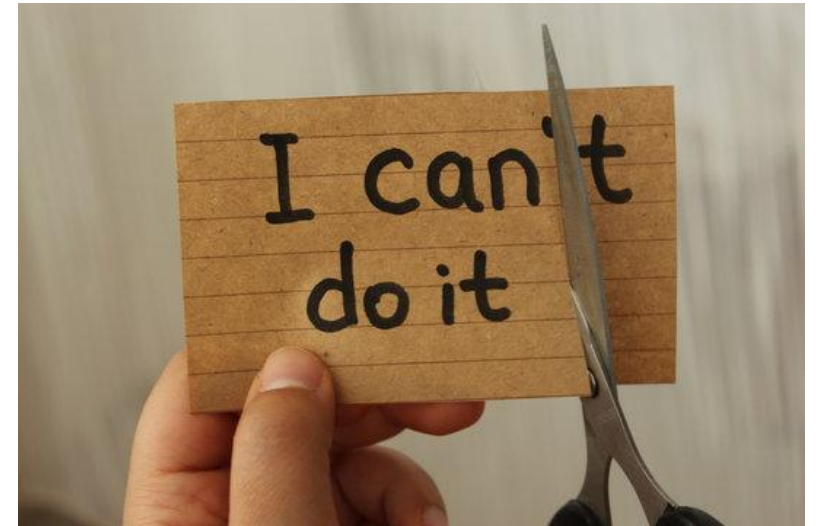


Independence




Try to encourage:

- ✓ Packing their own school bag
- ✓ Filling up their own water bottle
- ✓ Tying their own shoelaces
- ✓ Sharpening their own pencil



Behaviour Strategy




We build on the rock

Show the St Nicholas way. Make sure you are:

Ready	Respectful	Safe
Come into school on time	Greet others politely	Move calmly around the school
Look smart in the correct uniform	Thank adults at the end of the day	Kind hands and feet
Have the right equipment	Tidy after ourselves	Tell an adult when something is wrong or worrying
Follow instructions the first time	Do things for others because it feels good	Use technology safely
Line up promptly	Work hard in lessons	Use play equipment properly
Track the speaker	Win gracefully	Trust your instincts—talk to someone
Show high levels of involvement	Show the St Nicks Way—be the best you can be.	

How will you move to blue?



Stop Signal

- Stop what you are doing
- Put equipment down
- Return the signal
- Gently remind your partner if needed
- No talking
- Hand down, tracking the speaker



TTYP

- Talk to Your Partner
- Face your partner
- Take it in turns to speak
- Share your ideas and thoughts
- Make eye contact
- Listen carefully
- Be ready to feedback



No Hands Up

- Have an answer ready
- Feedback your response
- Talk clearly
- Use the prompts to support you

In my experience...
I think that ...



Transition

- 1: Stand up, without talking
- 2: Tuck chair in and stand behind it
- 3: Move
- Moving should be safe, walking calmly and being aware of others

S Sit up straight

L Listen Carefully

A Ask and answer questions

N Nod your head

T Track the speaker

Assessment



The children have assessments each term in class

Star Reader Assessment x 3 a year

Maths – White Rose Assessment x 3 a year

From these regular assessments, we will be able to find areas in which your child may need help with.

There are no statutory assessments in Year 3.



Guide to Marking



Children are encouraged to look back at their marked work. There are opportunities for them to do this throughout the day.

Pink — Means think again

Green — Means growth, so the children have understood or been outstanding.

Children use pink pen to respond to feedback and edit their work



Any questions?

Please email queries to
office@st-nicholas-birchington.kent.sch.uk
And complete the subject box *FAO: Year 3*

If you'd like to speak to us in person, the best time to catch us is after school.